



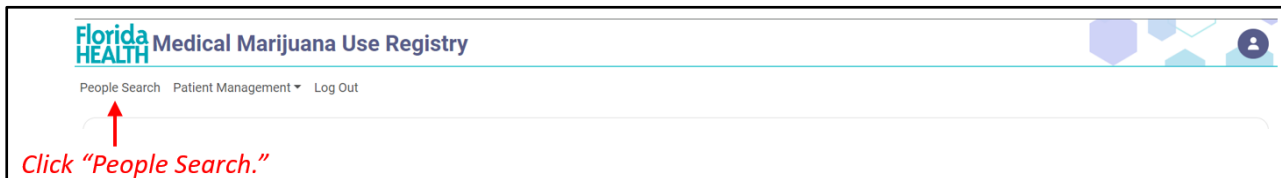
Understanding the Registry Searching for a Patient or Caregiver

Qualified Physicians can search for Patients and Caregivers in the Medical Marijuana Use Registry. There are two methods for searching: Searching via “People Search” and searching via “My Patients.” These two methods serve different purposes.

SEARCHING VIA “PEOPLE SEARCH”

Step 1: Log into the Medical Marijuana Use Registry <https://MMURegistry.FLHealth.gov/>.
If you do not remember your password, learn how to reset it by [clicking here](#).

Step 2: Click the “People Search” menu option at the top of the screen.



Step 3: You are brought to the People Search page. Choose if you would like to search for a patient or caregiver, select your search method, then enter all required search information. Click “Search.”

People Search

Patient Search

Patient Search Caregiver Search

Click the icon for the type of person you wish to search for.

Supply the information below to search the Registry

Choose how you wish to search:

Name + DOB Patient ID + DOB

Choose your search method.

Patient First Name
First Name is required

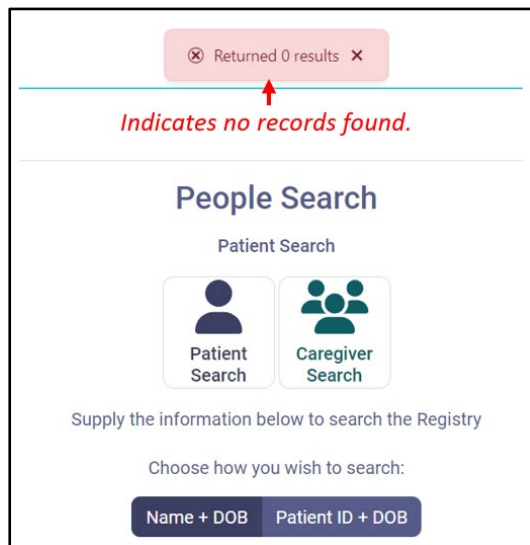
Patient Last Name
Last Name is required

Patient DOB
Date of Birth is required

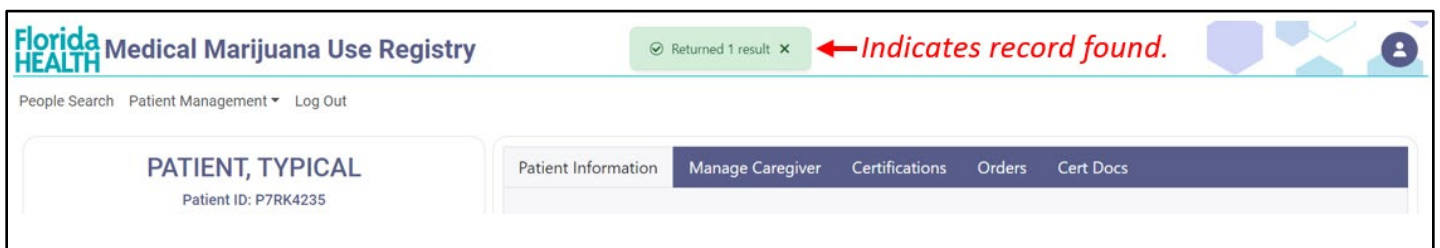
Search

Click “Search.”

Step 4a: If there is no match for the information you entered, you will receive a notification pop-up that 0 results were returned.



Step 4b: If there is a match for the information you entered, you will receive a notification pop-up that a result was returned and you are brought to the person's profile page.

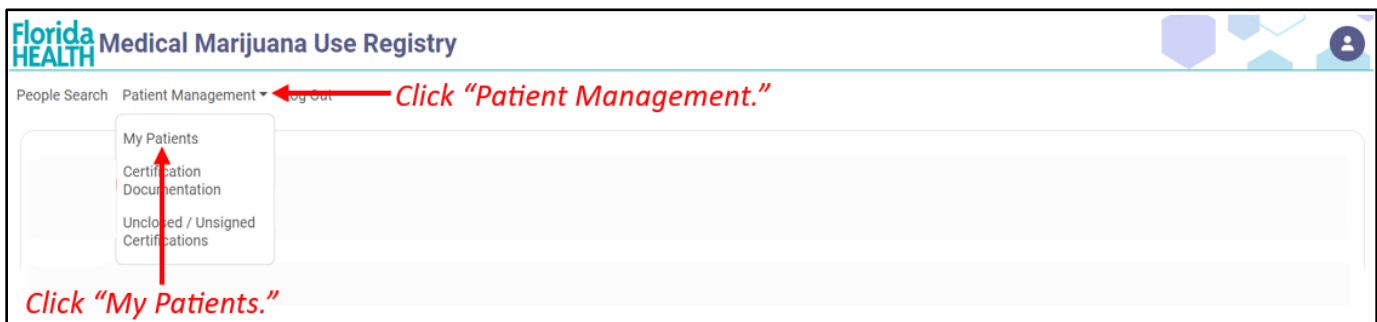


SEARCHING VIA "MY PATIENTS"

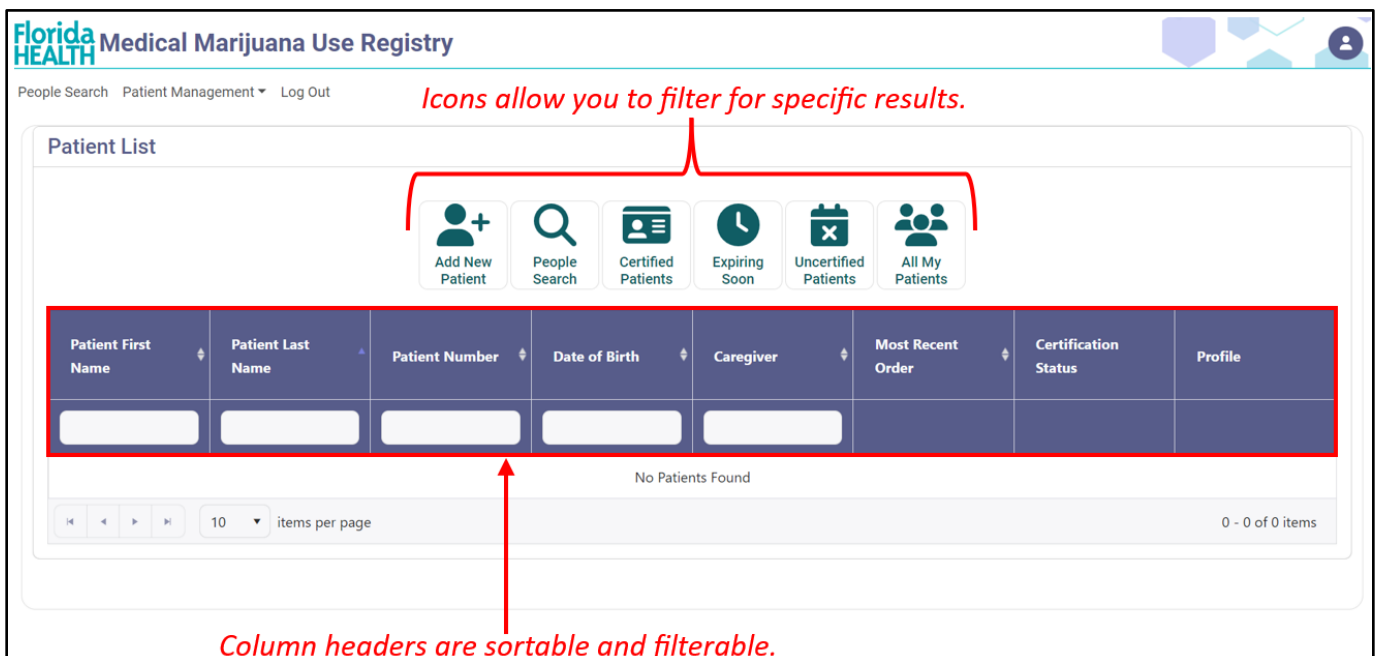
Step 1: Log into the Medical Marijuana Use Registry <https://MMURegistry.FLHealth.gov/>.

If you do not remember your password, learn how to reset it by [clicking here](#).

Step 2: Click the "Patient Management" menu option, then click "My Patients."



Step 3: The "My Patients" dashboard allows you to filter your already-assigned patients by certain attributes. Additionally, the column headers on this dashboard are sortable and filterable for more accurate results.



Step 4: To search for a specific patient that is already assigned to you, enter their information into the column header fields. The dashboard will automatically populate with relevant results. Click “View” on the record you wish to see.

Florida HEALTH Medical Marijuana Use Registry

People Search Patient Management Log Out

Patient List

Add New Patient People Search Certified Patients Expiring Soon Uncertified Patients All My Patients

Patient First Name	Patient Last Name	Patient Number	Date of Birth	Caregiver	Most Recent Order	Certification Status	Profile
TYPICAL	P						
TYPICAL	PATIENT	P7RK4235	10/30/1910	CAREGIVER, TYPICAL	06/24/2025		View

1 10 items per page 1 - 1 of 1 items

Click "View."

Results populate.

Step 5: You are navigated to the patient’s profile. From here, you may choose to do various actions to manage your patient.

Florida HEALTH Medical Marijuana Use Registry

People Search Patient Management Log Out

Navigated to patient's profile.

PATIENT, TYPICAL
Patient ID: P7RK4235

Card #: P0QUI4V8JQ3A

Manage Patient Show Order History Show Open Order Details Show Dispensable Amounts

Patient Information Manage Caregiver Certifications Orders Cert Docs

First Name TYPICAL Edit Demographics

Last Name PATIENT

Middle Initial

Primary Phone

For additional information, visit
KnowTheFactsMMJ.com