




## Understanding the Registry Self-Deactivating from your Qualified Physician

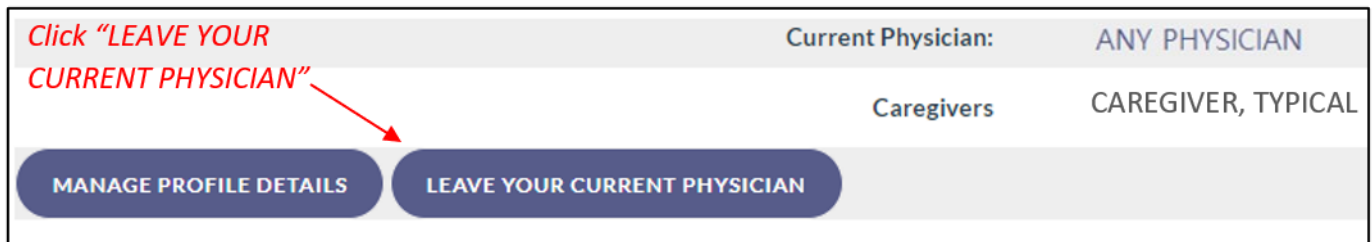
**Step 1:** Log into the Medical Marijuana Use Registry <https://MMURegistry.FLHealth.gov/>.

\*If you do not remember your password, learn how to reset it by [clicking here](#).

**Step 2:** Navigate to the "YOUR PROFILE" menu option at the top of the page to view your information.

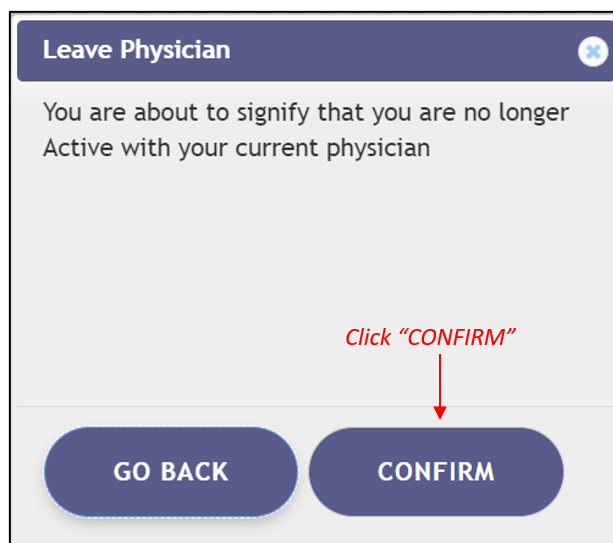


**Step 3:** Scroll to the bottom of your profile page, then click "LEAVE YOUR CURRENT PHYSICIAN."



*\*If the "Current Physician" states "No Current Physician," or you do not have a button for "LEAVE YOUR CURRENT PHYSICIAN," you are not currently active with a qualified physician. Please contact your new qualified physician and have them activate you under their care.*

**Step 4:** Click "Confirm" to save your changes.



Once you have completed these steps, please contact your new qualified physician and have them activate you under their care.

If you have not already chosen a new qualified physician, you can use the [Medical Marijuana Physicians Search Tool](#) to help you find a qualified physician by location or specialty.

If you wish to file a complaint against a physician, you may do so here: <https://www.FLHealthComplaint.gov/>